



POWERED BY **V**

Engaging Young Volunteers: Practical Skills for Active Citizenship

your name
your organisation



This document reflects the views only of the author, and the Commission cannot be held responsible for any use which may be made of the information contained therein.



Meet your facilitator

Name
Title
Organisation

Welcome to your training



Turn off
distractions,
close other
applications



We will
send you a
copy of the
slide set
afterwards



Ask your
questions
anytime,
we'll also do
Q & A



There will be
a short break
during the
session



POWERED BY



Encourage better understanding of cultural, social, political context of relations between youth engagement through volunteering and EU values;


Support youth volunteering as a transformative force in strengthening EU values and resilience & sustainable communities

Strengthen youth organisational capacities for more impactful youth volunteer engagement underpinning EU values

Unlock the potentials of national, transnational and EU cooperation on the issue


Course outline

1. Welcome and introductions
2. The importance of youth volunteering
3. Current challenges
4. EU values
5. Activity 1: Reflective exercise
6. Activity 2: Roleplay scenarios
7. Refreshment break
8. Activity 3: Developing a youth engagement plan
9. Question and Answer session
10. Closing remarks



Learning objectives

1. **Understand** the importance of youth volunteering in promoting EU values such as democracy, equality, and solidarity.
2. **Identify** key challenges and opportunities in engaging young people in volunteering across different European contexts.
3. **Apply** practical strategies to create inclusive and flexible volunteer opportunities that appeal to young people.
4. **Foster** empathy and flexibility when working with diverse youth, incorporating the principles of social inclusion and active citizenship.
5. **Utilise** the European Solidarity Corps and other youth volunteering frameworks to strengthen engagement with young volunteers.



A decorative graphic on the left side of the slide, consisting of a dense, repeating pattern of pink zigzag lines.

Introduce yourself

What's your name?

Where you are from?


What would you like to get out of this training?

Energiser game

Tell us about three things
you've volunteered to do

Two should be truths

One should a lie



POWERED BY 



Case study presentation

What is successful youth engagement in volunteering?

Discuss key takeaways and strategies used





Five key takeaways

The value of
volunteering

Understanding
challenges in
Youth
Volunteering

Best practices
for engaging
young
volunteers

Integrating
EU Values into
volunteer
programmes

Actions steps
for participants

Key Takeaway 1

The value of
volunteering



Personal development
Community Impact

Key Takeaway 2

Understanding
challenges in
Youth
Volunteering



Lack of awareness
Financial barriers
Accessibility issues

Key Takeaway 3

Best
practices
for engaging
young
volunteers



Outreach and recruitment
Mentorship and support
Flexible opportunities

POWERED BY 

Key Takeaway 4

Integrating
EU Values
into
volunteer
programmes



Solidarity
Respect for Diversity
Empowerment

POWERED BY 

Key Takeaway 5

Action
steps for
participants



Reflect on motivations
Identify opportunities
Network and collaborate

Interactive workshop 1

Engaging young volunteers

1. Think of creative ways to engage young people

2. Draw on your own experiences and our guidebook

3. Create action points to make the plan a reality



Interactive workshop 2

Roleplay scenario

Let's work
through
some real life
scenarios

Swap roles
with Scenarios,
let us know
your experience

One is
the Leader of
Volunteers, one
is the young
Person and one
observer



Questions and comments

Do you have
any
comments or
questions?



Time for a break

Get up and move around

Grab some refreshments

We start back in 15 minutes





POWERED BY **V**

Welcome
back



Interactive workshop 3

Building Empathy and flexibility

1. In pairs
reflect on
your
experience of
dealing with
an adult

2. Reflect on a
positive
experience, what
made this
good?

3. What traits
could be used
in a volunteer
management
setting?



Interactive workshop 4

What are our values?



Group discussion

How can we include these values in our volunteer programmes to create a positive space for young people to volunteer?



Learning objectives

1. **Understand** the importance of youth volunteering in promoting EU values such as democracy, equality, and solidarity.
2. **Identify** key challenges and opportunities in engaging young people in volunteering across different European contexts.
3. **Apply** practical strategies to create inclusive and flexible volunteer opportunities that appeal to young people.
4. **Foster** empathy and flexibility when working with diverse youth, incorporating the principles of social inclusion and active citizenship.
5. **Utilise** the European Solidarity Corps and other youth volunteering frameworks to strengthen engagement with young volunteers.



Questions and comments

Do you have
any
comments or
questions?





POWERED BY **V**



Erasmus+

Enriching lives, opening minds.

This document reflects the views only of the author,
and the Commission cannot be held responsible for any use
which may be made of the information contained therein.

